


EDGE LED

Aquarium Fixtures

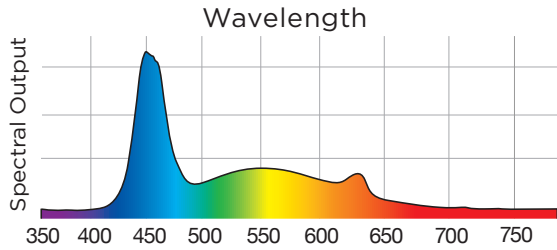
- 3-Channel timer for independent control of color lights, white lights and moonlights
- Sunrise & Sunset feature allows lights to be slowly turned on or off over a ten minute to two hour period
- Combination of LED's provide the light necessary for keeping freshwater and marine aquariums
- Integrated, anodized aluminum heatsink wicks heat away from the LED's
- Aquarium Frame Mounts adjust to various aquariums sizes and easily lock in place



PRODUCT INFO			
Item #	420284	420285	420286
Title	24" EDGE LED Aquarium Fixture	36" EDGE LED Aquarium Fixture	48" EDGE LED Aquarium Fixture
Description	Aquarium LED Light Fixture with Integrated Three-Channel Timer that controls the all white, colored and Lunar LED's independently.		
UPC	810957012847	810957012854	810957012861
Appearance	Black Painted Finish • Acrylic Lens Cover • Black Aquarium Frame Mounts		
ELECTRICAL & OPERATING REQUIREMENTS			
Rated Voltage	120 VOLT AC	120 VOLT AC	120 VOLT AC
Low Voltage Transformer	12 V	12 V	12 V
Rated Cycle	60 Hz	60 Hz	60 Hz
Input Current	3 AMPS	5 AMPS	6 AMPS
Total Power Supply Wattage	36 Watts	60 Watts	72 Watts
Total Consumed Wattage	30 Watts	48 Watts	71 Watts
Power Cord Length	1 M	1 M	1 M
Fixture Cord Length	2 M	2 M	2 M
Fits Aquarium Frames	23.5" to 26.25" (59.7 cm to 66.7 cm)	35.0" to 38.25" (88.9 cm to 97.2 cm)	47.0" to 50.25" (119.4 cm to 127.6 cm)
SIZE & WEIGHT			
Packaging (in.) (cm) (lbs./kg)	24 x 5.375 x 2.5 60.96 x 13.65 x 6.35 2.85 lbs. / 1.29 kg	35.75 x 5.375 x 2.5 90.81 x 13.65 x 6.35 4 lbs. / 1.81 kg	47.5 x 5.375 x 2.5 120.65 x 13.65 x 6.35 5.1 lbs. / 2.31 kg
Product (in.) (cm) (lbs./kg)	23.25 x 4 x 2 59.06 x 10.16 x 5.08 1.5 lbs. / .68 kg	35.125 x 4 x 2 89.22 x 10.16 x 5.08 2.15 lbs. / .98 kg	47 x 4 x 2 119.38 x 10.16 x 5.08 2.8 lbs. / 1.27 kg

EDGE

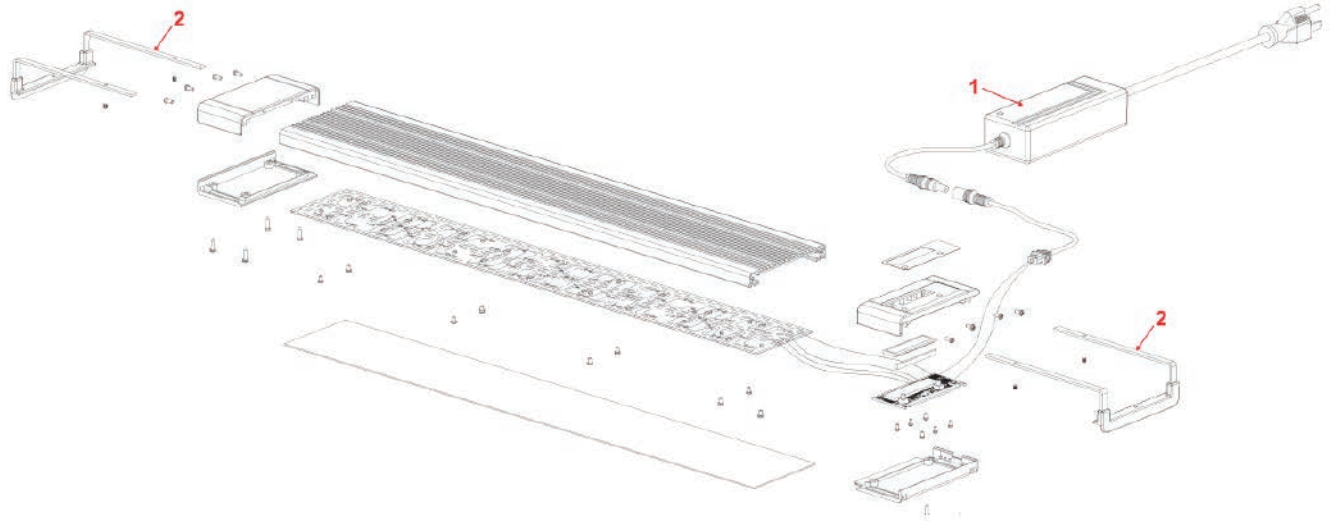
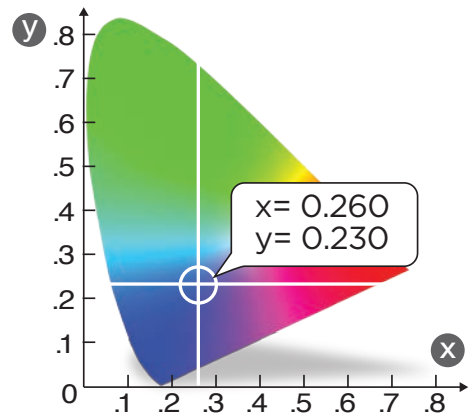
SPECTRAL DISTRIBUTION



Ultra Violet	300-399.5	1.07%	Yellow	541-590.5	16.47%
Violet	400-440.5	6.86%	Orange	591-650.5	15.07%
Blue	441-490.5	42.46%	Red	651-700.5	2.88%
Green	491-540.5	14.02%	Infrared	701-780	1.18%

EDGE

CIE CHROMATICITY DIAGRAM



REPLACEMENT PARTS

Diagram Number	Item Number	Part Description
1	9000747	EDGE 24" Transformer 12V:3A
1	9000748	EDGE 36" Transformer 12V:5A
1	9000749	EDGE 48" Transformer 12V:6A
2	9000746	Aquarium Frame Mounts w/Screws EDGE (2 PK)